



Weeks: 01.02.21 & 08.02.21

Year Group: Nursery

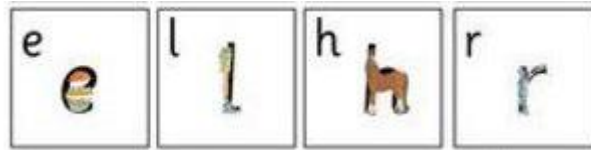
We would love to see what learning you've been doing at home! Please send photos in using the Evidence Me app. We also have a Nursery twitter page (@NurseryUmps) where you can share your learning with us and the rest of the school.

Daily tasks

Phonics: Speed sounds set 1

Revise the pictures for the sounds: m, a, s, d, t, i, n, p, g, o, c, k, u, b, f

- Help your child to recognise the picture for each sound.



egg leg horse robot



Jack in the box vulture yak worm

Oral blending

Collect some toy animals/ pictures of animals and make sure your child knows the name of each animal.

Split each word up and say the sounds e.g. c-a-t then say cat.. d-o-g then say dog. Ask your child to repeat after you.

Challenge

Can your child split the word up themselves? So can they say c-a-t is cat, h-e-n is hen, sh-ee-p is sheep.

Initial sounds and oral blending

Play 'I spy' colours in your house. Say "I spy something beginning with r-e-d. See if your child understands it's the colour red and then look for something that is red. Repeat with other colours in this way. "I spy with my little eye something beginning with g-r-ee-n....y-e-ll-ow... b-l-ue, p-ur-p-le, b-l-a-ck, wh-i-te, b-r-ow-n,...

Weekly Maths Tasks

Number Activities:

Practise counting up to and back from 10

0,1,2,3,4,5,6,7,8,9,10

10,9,8,7,6,5,4,3,2,1,0

Count up from different numbers i.e.

4,5,6,7,8,9,10

7,8,9,10

2,3,4,5,6,7,8,9,10

Weekly Reading and Writing Tasks

Reading:

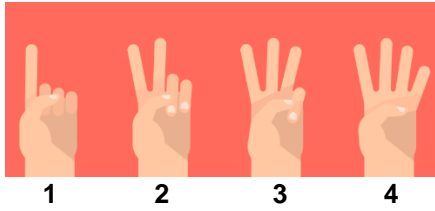
Parents to share a book with children daily. Visit Oxford Owl for free eBooks. You can create a [free account](#).

Complete the linked Play activities for each book.

Share the story: Bertie and the Big Squeak by Helen J Aitken

You can find this book on [Youtube](#)

Ask your child if they can show you 1 finger, 2 fingers, 3 fingers and 4 fingers when you say the number.



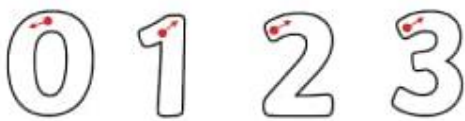
Matching numeral to quantity



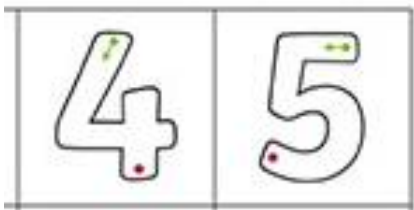
Label some buckets/containers with numbers 1-5. Make some snowballs and have fun throwing them into a numbered bucket or container. So you need to throw 2 snowballs into the bucket that's numbered 2! Check before they melt have you got the correct number of snowballs in the corresponding numbered bucket?

If there isn't any snow, don't worry just scrunch up some white paper or tissue and pretend they are snowballs. Have fun!

Revise and remember numerals 0, 1, 2 and 3



Learn and recognise numerals 4 and 5



Practice forming these numbers using different media e.g. pencil, felt tp, sand, foam, chalk.



This story is all about two guinea pigs. Talk together about whether you have a pet or if you don't have a pet what pet would you like? Talking about the book deepens children's understanding of the story as they make connections with their own lives.

After you have read the story a few times ask questions about the story as you read with your child e.g.

What happened at the beginning of the story... middle...end?

Who is in the story?

What nosie did Bertie make?

What happened to Jenny/ What did she lose?

Where did they look?

Can you join in with the story?

What's your favourite part of the story and why?

Writing

Revise forming the letters 'm' 's' 'a' 'd' and 't'. Follow the lines and say mmmmmmountain, ssssssnake, a a a apple, d d d dinosaur, t t t tower

Then practice forming the letters i, n, p, g, o

Use different media e.g. pencil, felt tip, sand, foam, chalk on the ground

Can children recognise their own name?

Write their name big on a piece of card and help them trace over the letters.

Topic based activities


Draw a picture of your pet.

I am learning to give meaning to marks

I am learning to draw circles and lines

I am learning to hold a pencil between thumb and two fingers and with good control

Draw a picture of your pet or pets. If you don't have a pet, draw the pet you would like to have. Can you make up a name for them?



Looking for Jenny's squeak

I am learning to follow instructions that include prepositions such as 'under', 'on top', 'behind'.

I am learning to use prepositions such as 'under', 'on top', 'behind'.

I am learning to recall key events from a story

Remind your child that in the story Jenny lost her squeak and explain that we're going to help her find it. Ask your child to look for Jenny's squeak in different places. Say: "Is it in the fridge? Is it under the box? Is it behind the table? Is it on top of the...? Is it in front of the...? (challenge) Is it next to...? (challenge) Now, can they give you the instructions to follow?"

Caring for animals

Help your child to understand how to care for their pets and other animals.

I am learning to show care and concern for living things

I am learning to comment and ask questions about aspects of my familiar world

I can speak in sentences

I can ask questions.

Talk to your child about our own needs (e.g. eating, drinking, sleeping, bathing, going to the toilet etc) and then ask what do they think a pet needs. Model asking questions and then answering i.e. what do they eat? Where do they live? What do they like to do? How can we keep them safe and healthy? Below are some facts for some pets to help you. But you can use the internet or books to find some more information.

How to Look after Pets



Cats

Many cats like to be able to go in and out when they choose to. Some cats are indoor cats, which means they never go outside.



They need food in the morning and at teatime. Fresh water needs to be available every day.



They should only eat food especially made for cats. They should not be given too many treats because if they get too fat they can become very poorly.

Cats



Cats like different places to sleep, such as chairs, window ledges and the end of a bed. Sometimes they like to lie on your lap.



Some cats like to be picked up but some cats don't. They are scared of water so they should never be put in the bath or a paddling pool.

Did you know...?

Cats often like to play. They need to practise their chasing skills. They also need to be able to scratch as this strengthens their backs and claws. They purr when they are happy, but beware if they flick their tails!

Dogs

All dogs need a daily walk. Some need long walks twice a day, others need only short ones.



They need food in the morning and at teatime. Fresh water needs to be available all the time. They should really only eat food made just for dogs. They should not have too many treats because if they get fat they can become very poorly and they won't be able to exercise.



Dogs are often very playful and like to have balls or sticks thrown for them to fetch. They are often friendly and like company. They should not be left on their own for too long or else they might get into mischief!

Dogs



Dogs need their own place to sleep. It is a good idea to give them their own dog mat or bed, in a space where they can feel comfortable.



Did you know...?

Dogs come in all different shapes and sizes so they have different needs. Some need a lot of grooming to stop their fur getting tangled up.

Rabbits

Some rabbits live indoors and some live outdoors.



Rabbits need food and water to be available all day. They eat special pellets and raw green vegetables.



Rabbits like to have company so it is a good idea to have two rabbits, as long as they get along!

Rabbits



Rabbits need a dry place to live with enough space to be able to exercise. If they do not have enough space, they can become very miserable. If they are playing outside, make sure they are safe, can't escape and have places to hide. Their hutches need cleaning out regularly.



Rabbits need clean, fresh hay or straw to sleep on and a separate area to go to the toilet.

Did you know...?

Rabbits need to be picked up and stroked very carefully. Their teeth carry on growing so they need to be able to chew straw and hay to keep their teeth the right length.

Guinea Pigs

Guinea pigs originally come from the grasslands of South America.



Guinea pigs like to have company so it is a good idea to have two or more. Sometimes, guinea pigs can bully each other so make sure they get along well.



Guinea pigs live in hutches. They are active animals who need space to exercise. They can run in the garden as long as they are kept safe. They also like to explore.



Guinea pigs need to eat a lot of grass and hay. They cannot store vitamin C so they have to eat a lot of it. It is found in many vegetables.

Did you know...?

Guinea pigs 'talk' to each other using a lot of different sounds.

Caring for Animals

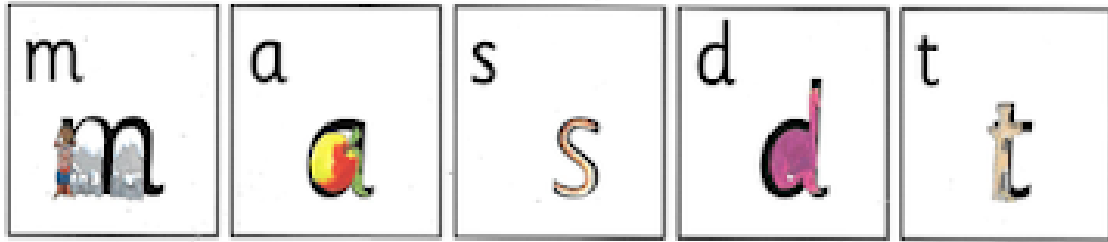
Animals need a lot of care. Once we have a pet to look after, we are responsible for it being healthy and happy.

Remember to:

- Always wash your hands when you have handled a pet. They have germs on their bodies which can make people very poorly.
- Always use special cleaning products when you clean out an animal's habitat.
- If your pet starts behaving in a different way or stops eating or drinking, take your pet to the vet as soon as you can.
- Enjoy looking after your pet!



Speed Sounds Set 1



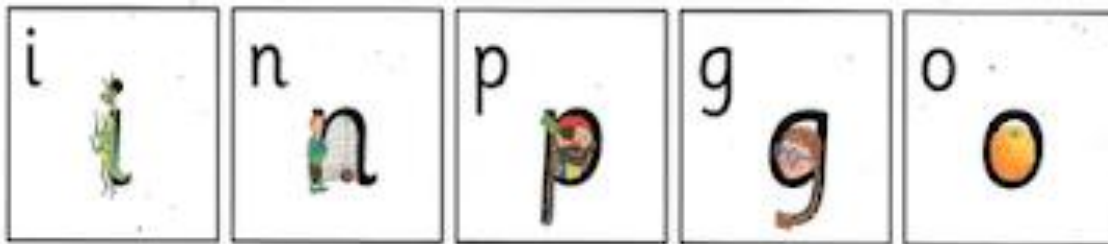
mmmMountain

a a a apple

sssss snake

d d d dinosaur

t t t tower



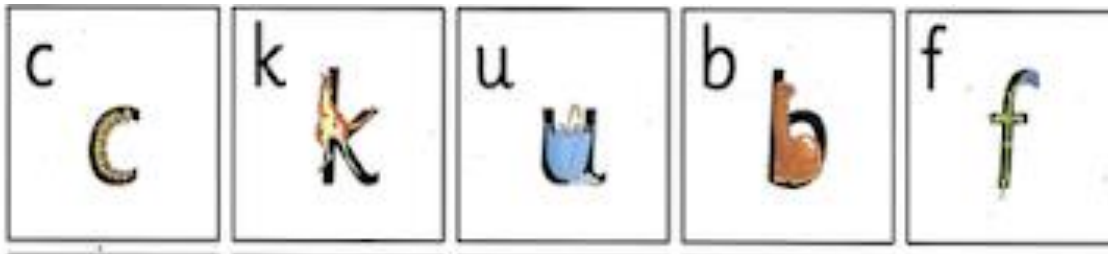
l l l igloo

n n n net

p p p pirate

g g g girl

o o o orange



c c c aterpillar

k k kangaroo

u u umbrella

b b b boot

ffffff flower

The sounds for mmmmm mountain, nnn net and fffff flower are stretched.

The other sounds are bouncy so a a a apple.

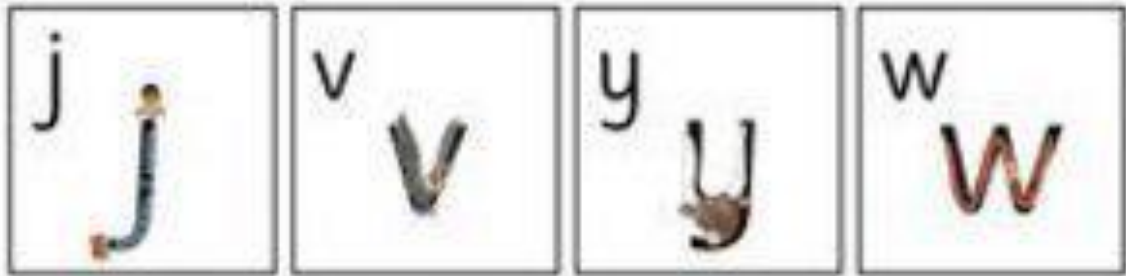


e e e egg

llllllllll leg

h h h horse

rrrrrrrrr robot



j j j j jelly

v v v v vulture

y y y y yak

w w w worm

The sounds for lllll leg, rrrrrrr robot and vvvvv vulture are stretched.

The other sounds are bouncy so e e e egg, h h h horse, j j j jelly, y y y yak and w w w worm.